

MEASURE 3: Candidate Competency at Completion

(R3.3, RA3.4)

SIUC Content Test Averages Advanced

For Academic Year 2021-2022

BACKGROUND

The Content Area Pass Rate is a document formulated and developed by the Teacher Education Program (TEP) at the end of the school year to determine the effectiveness in passing the content in their area of teaching. The data is collected from the Illinois Licensure Testing System (ILTS) report from Illinois State Board of Education (ISBE). The content area tests are aligned to the Illinois Professional Teaching Standards.

At the Program Improvement and Assessment Committee (PIAC), formerly Unit Accreditation Coordinating Council (UACC) meetings, consisting of all program coordinators, and clinical supervisors' meetings, trends over time and comparisons of data from candidates across programs are analyzed. Areas of strength and areas for improvement are identified. Recommendations are then brought to the appropriate stakeholders to be discussed and implemented. This assessment tool and its data are used by programs as a key assessment when reviewing their programs, their candidates' progress, and completing their required reports. The candidates begin taking their content area test at the time of admission into the TEP. The Unit has recently implemented a mandatory tutoring session for candidates that fail their content two consecutive times before making further attempts.

The purpose of the content area test is to assess a new teacher's knowledge and understanding of educational practices foundational to beginning a career as a professional teacher. Successful completion means meeting the cut score to become licensure eligible in the state of Illinois.

QUALITY ASSURED

The language used in the assessment is influenced by the Illinois Professional Teaching Standards. The constructs measured in the assessment are also aligned to what is measured in the ILTS ISBE standards and updated to reflect the new Illinois Professional Teaching Standards in 2014. The Unit expects that there is a range of data from passers from 85% to 100% on various content area tests.

SURVEY RESULTS

The Mastery of Teaching Subjects report visualizes the institution averages and percentages of ILTS content area test scores. The Program Year is the year the test was taken, regardless of when the student entered the program.

Advanced-Level Programs Degrees Conferred

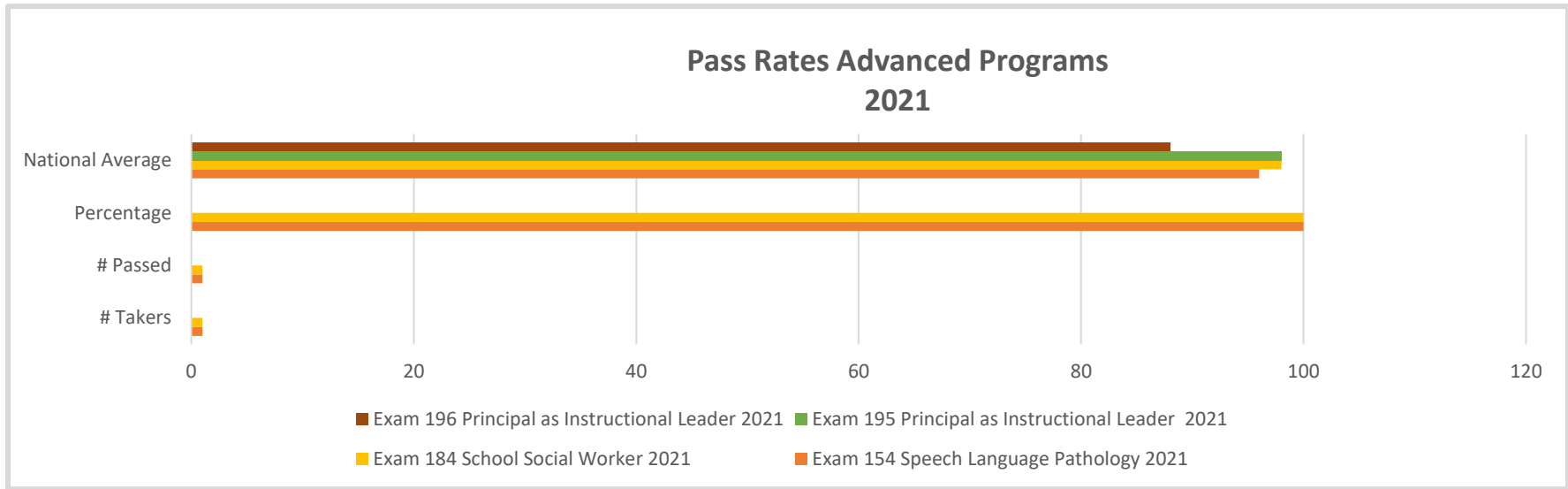
The program continues to utilize performance by students on the various key assessments structured to meet the guidelines set by the Council for the Accreditation of Educator Preparation (CAEP). It is noted that all program students have successfully completed the assessments in order to achieve a final grade for each specific course associated with the relevant key assessment.

Mastery of Teaching Subjects Reports-Advanced Program- 2021

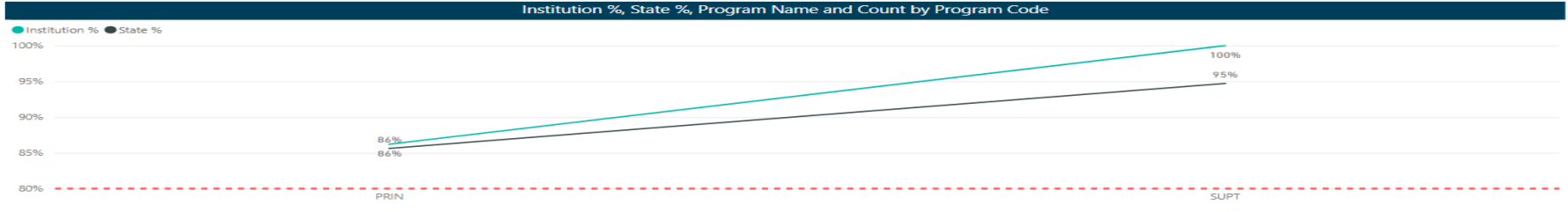
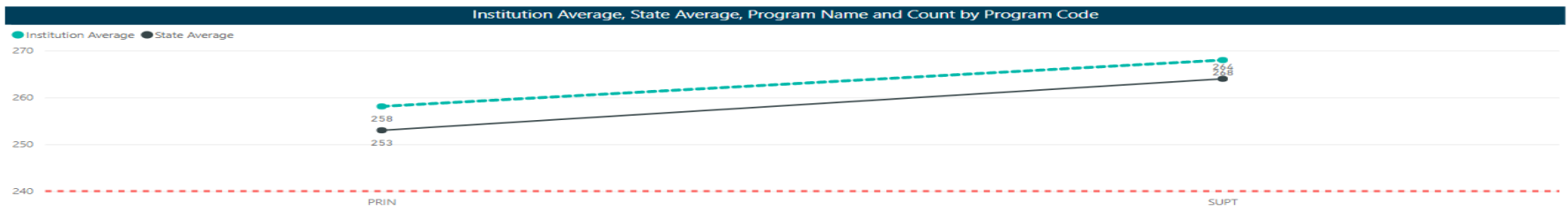
Percentage of Pass Rate by Program: The chart indicates the Unit's overall percentage pass rate per program for the required content test. Displaying 100% based on the two individuals passing the content area exam. The chart also indicates the statewide overall percentage pass rate per program for the required content test that indicates the unit's percentage was higher than the statewide percentage.

2021 PASS RATES FOR ADVANCED PROGRAMS

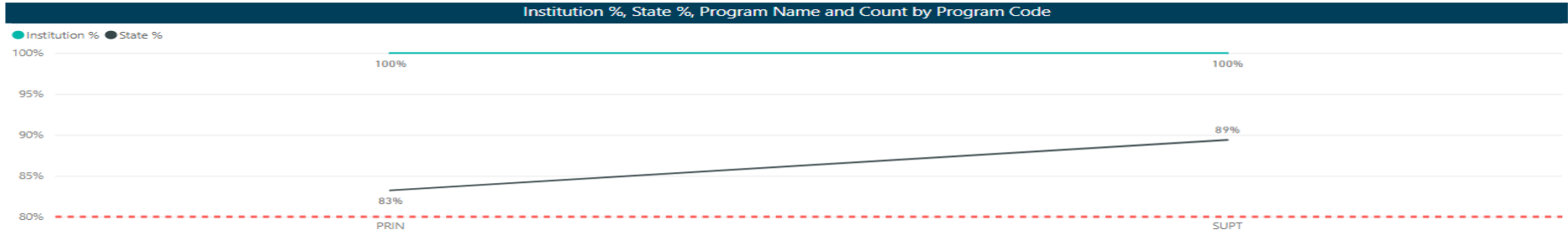
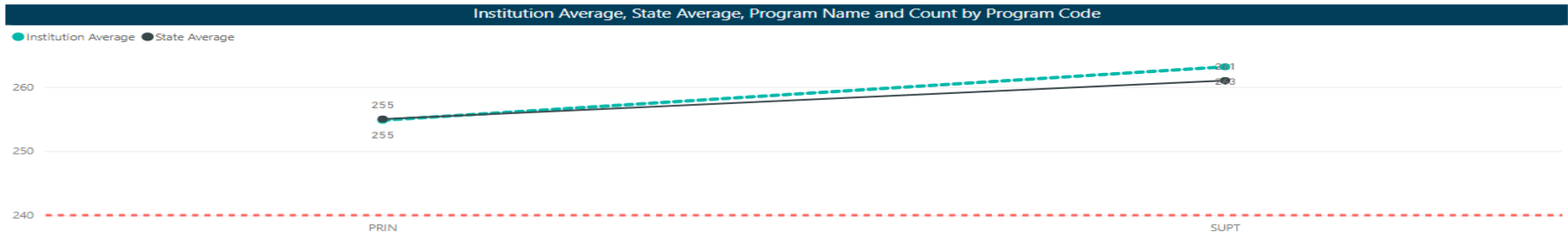
| ASSESSMENT NAME | NUMBER TAKING TEST | NUMBER PASSING TEST | UNIT PASS RATE % | National (State) Avg |
|---------------------------------------|--------------------|---------------------|------------------|----------------------|
| SLPN 154 | 1 | 1 | 100 | 96 |
| SCHOOL SOCIAL WORKER 184 | 1 | 1 | 100 | 98 |
| PRINCIPAL AS INSTRUCTIONAL LEADER 195 | 0 | 0 | 0 | 98 |
| PRINCIPAL AS INSTRUCTIONAL LEADER 196 | 0 | 0 | 0 | 88 |
| READING SPECIALIST 221 | | | | |
| SCHOOL COUNSELOR 181 | | | | |
| SUPERINTENDENT 225 | | | | |
| SLPN 232 | | | | |
| SCHOOL SOCIAL WORKER 238 | | | | |



Program Year: 2021
Institution: Southern Illinois University - Carbondale
Test Year: 2021
Test Sequence: All
Ranked Score: All
Program Category: Administrative
Test Pass: Pass / Fail



Program Year 2022 |
 Institution Southern Illinois University - Carbondale |
 Test Year 2022 |
 Test Sequence All |
 Ranked Score All
Program Category Administrative |
 Test Pass Pass



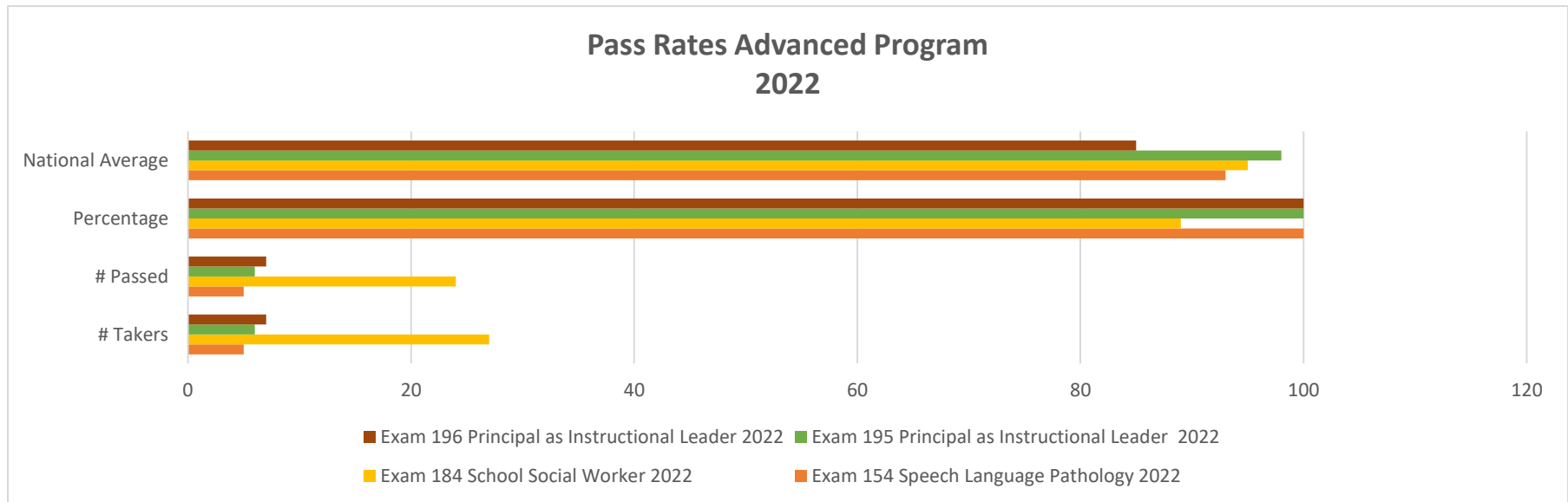
Mastery of Teaching Subjects Reports-Advanced Program- 2022

Percentage of Pass Rate by Program: The chart indicates the Unit’s overall percentage pass rate per program for the required content test. The unit displayed 100% pass rate in all content area with the exception of one content, however still maintaining the unit’s expected range of above 80% on the content area exam. The chart also indicates the statewide overall percentage pass rate per program for the required content test that indicates the unit’s percentage was higher than the statewide percentage in all areas tested apart from one content area.

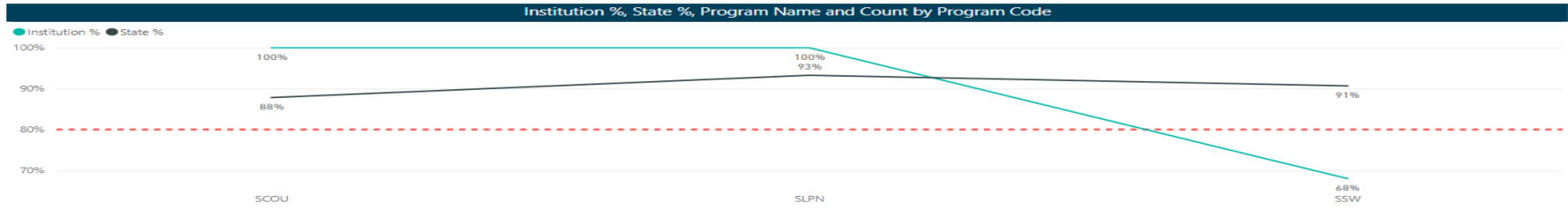
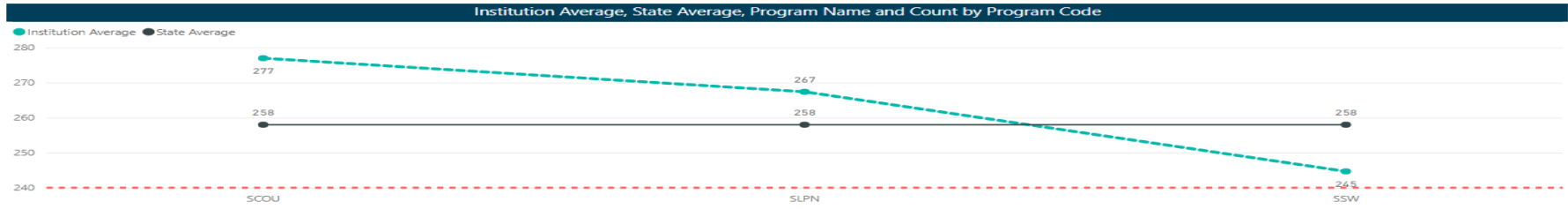
2022 PASS RATES FOR ADVANCED PROGRAMS

| ASSESSMENT NAME | NUMBER TAKING TEST | NUMBER PASSING TEST | UNIT PASS RATE % | National Avg |
|-----------------|--------------------|---------------------|------------------|--------------|
| SLPN 154 | 5 | 5 | 100 | 93 |

| ASSESSMENT NAME | NUMBER TAKING TEST | NUMBER PASSING TEST | UNIT PASS RATE % | National Avg |
|---------------------------------------|--------------------|---------------------|------------------|--------------|
| SCHOOL SOCIAL WORKER 184 | 27 | 24 | 89 | 95 |
| PRINCIPAL AS INSTRUCTIONAL LEADER 195 | 6 | 6 | 100 | 98 |
| PRINCIPAL AS INSTRUCTIONAL LEADER 196 | 7 | 7 | 100 | 85 |
| READING SPECIALIST 221 | | | | |
| SCHOOL COUNSELOR 181 | | | | |
| SUPERINTENDENT 225 | | | | |
| SLPN 232 | | | | |
| SCHOOL SOCIAL WORKER 238 | | | | |

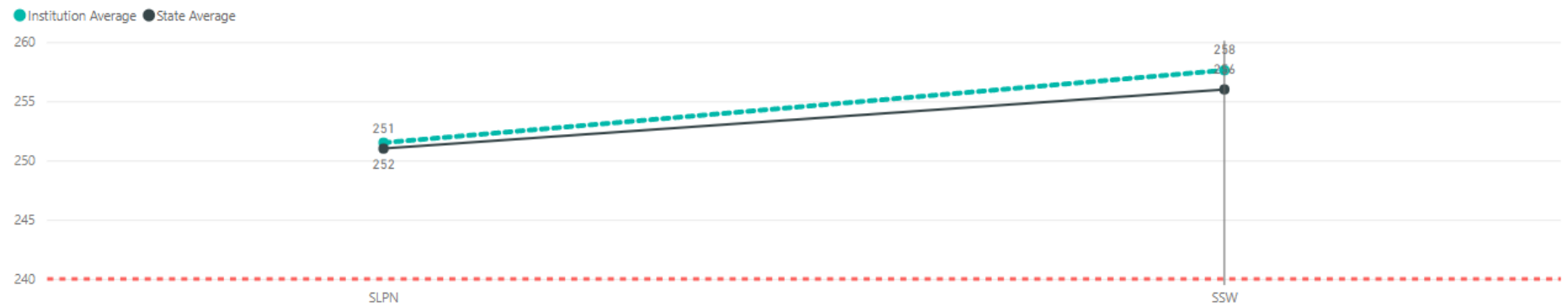


Program Year: 2021
Institution: Southern Illinois University - Carbondale
Test Year: 2021
Test Sequence: All
Ranked Score: All
Program Category: School Support
Test Pass: Pass Fail



Program Year: 2022
Institution: Southern Illinois University - Carbondale
Test Year: 2022
Test Sequence: All
Ranked Score: All
Program Category: School Support
Test Pass: Pass

Institution Average, State Average, Program Name and Count by Program Code



Institution %, State %, Program Name and Count by Program Code

